






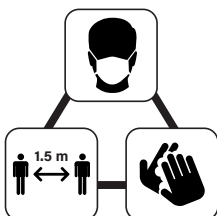


## How to load and unload your truck in times of COVID-19 (Corona) pandemic

-  1 Register at Truck Check-In.  
Go back to your driving cab.
-  2 Drive your truck to the designated gate.  
Gate opens.
-  3 Stay in your driving cab.  
Drive in backwards.
-  4 Open the cargo area of your truck.  
Go back to your driving cab.
-  5 The truck will be loaded or unloaded  
by RVT personnel. Stay in your driving cab.
-  6 Secure your cargo after loading or unloading  
is finished. Go back to your driving cab.
-  7 Sign the papers and leave the premises.

Please follow the basic protective measures:



- Wear a face covering at all times
- Maintain social distancing
- Wash your hands frequently
- Do not enter the manufacturing facilities
- Do not leave your driving cab on the premises without permission